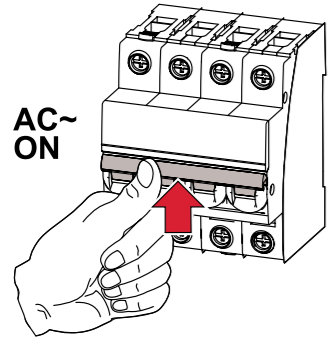
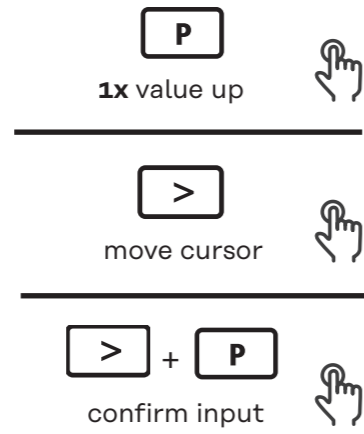


8



9



10

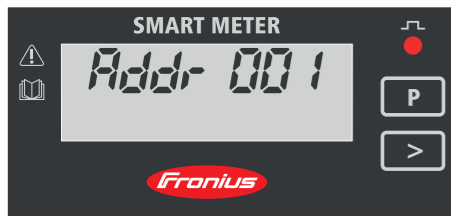
Set **P** / confirm **>** + **P**
password



Factory default: 2633

11

Set / confirm modbus address
(1-14)



Factory default: 001

12



Quick Start Guide

Fronius Smart Meter 63A-3



manuals.fronius.com/html/4204260293

FIND MORE INFORMATION



Technical Data - General	
Nominal voltage (4-conductor) / Operating range	230 V-400V / ±15%
Nominal frequency / tolerance	50 - 60 Hz / 49 -61 Hz
Nominal / Maximum current	10 A / 63 A
Powerfactor range (EN/IEC 62053-21, EN/IEC 62053-23)	active $\cos\phi$ 0.5 ind to 0.8 cap / reactive $\sin\phi$ 0.5 ind to 0.5 cap
Permitted ambient temperature	from -25° to +55°C
Mounting	DIN rail 35 mm
IP range (EN60529)	IP51 / IP20 (Front / Connections)

Communication	
Standard	RS485 - 3 conductors
Protocol	Modbus RTU
Min. softwareversion	Datamanager 3.7.2 / Fronius Symo Hybrid 1.3.3

Screw Terminals	
Measuring input	1 - 16 mm ² rigid 1 - 10 mm ² flexible
Output (data communication / neutral line)	0,05 - 4 mm ² rigid / 0,05 - 2,5 mm ² flexible
Recommended torque	Measuring input: 1,2 Nm / max. 1,4 Nm Output: 0,5 Nm / max. 0,8 Nm

Detailed, country-specific warranty terms are available on: www.fronius.com/solar/warranty

